

# CARSON<sup>®</sup> MagniLamp<sup>™</sup>

GN-55

## 2x Acrylic Magnifier with 3.5x Spot Lens

Congratulations on selecting your new magnifier! In order to achieve optimum performance, please follow instructions for proper use and care.

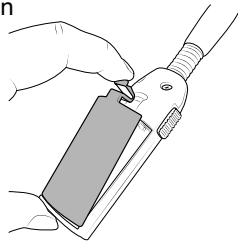


### PRODUCT SPECIFICATION

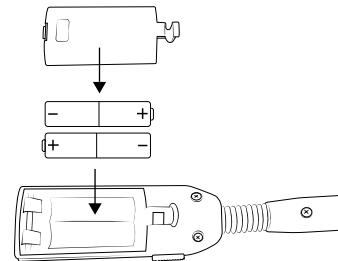
Magnification:	2.5x/3.5x Spot Lens	Dimensions:	5.9" x 7.1" x 7.4"
Lens Diameter:	110mm (4.3")	Batteries:	2 AA (not included)
Weight:	0.41 lbs	Includes:	Base Stand

### INSTALLING BATTERIES

1. Pull latch to open battery door.



2. Insert 2 AA batteries according to correct polarity marked inside battery compartment. Reattach battery door when finished.



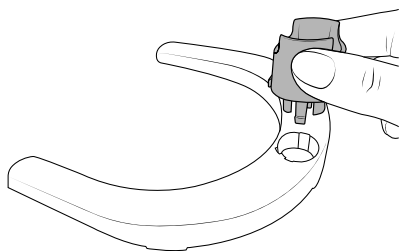
#### BATTERY WARNING

Use only alkaline batteries. Mixing old and new, different brands or types within brands may cause batteries to leak, overheat or explode. Keep away from fire or excessive heat. Inspect batteries for corrosion or leakage. Insert in direction indicated. Rechargeable batteries not recommended.

### ATTACHING ADAPTER TO BASE

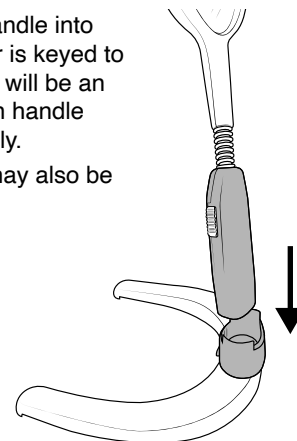
1. Attach adapter to base. There will be an audible click when inserted correctly.

**Note:** Adapter is keyed to fit one way.



2. Slide magnifier handle into adapter. Magnifier is keyed to fit one way. There will be an audible click when handle is inserted correctly.

**Note:** Magnifier may also be used handheld.




### USING MAGNIFIER

1. Slide switch to turn light ON/OFF.
2. Place magnifier over the subject you are viewing.

#### For Best Results:

- Depending on your vision, you may need to move the magnifier closer or further away until focused.



### USING THE SPOT LENS

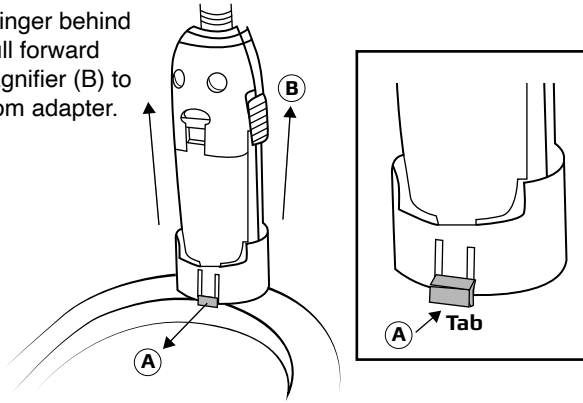
To see superfine details, use the spot lens.

#### For Best Results:

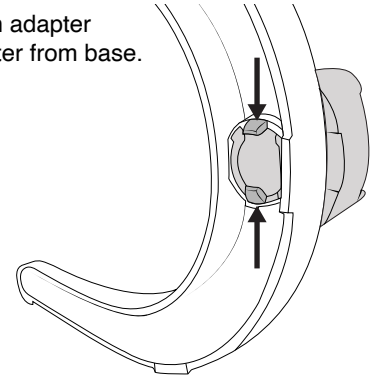
- The magnifier should be close to the subject when using the spot lens.

## TO DISASSEMBLE

1. With one finger behind tab (A), pull forward and lift magnifier (B) to remove from adapter.



2. Pinch prongs on adapter to release adapter from base.



## CLEANING


Clean using microfiber lens cloth. Moisten cloth with water if needed. Do not use any abrasives, chemical cleaners, or solvents.

## WARNING

**CAUTION - FIRE HAZARD:** Keep magnifier away from direct sunlight to prevent accidental fire.

### Customer Service:

If you experience any difficulties, please contact us and we will be happy to help you.



✉ info@carson.com



✉ uksupport@carson.com



✉ eusupport@carson.com

For warranty information, visit [www.carson.com/warranty](http://www.carson.com/warranty)

[www.carson.com](http://www.carson.com)

Carson Optical 2070 5th Avenue, Ronkonkoma, NY 11779 | Tel: 631-963-5000