

CARSON®

LumiLoupe™ Ultra

5x LED Lighted Magnifier

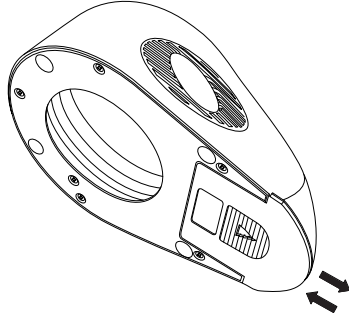


LL-88

Congratulations on selecting your new LumiLoupe™ Ultra LED Lighted Magnifier! In order to achieve optimum performance, please follow instructions for proper use and care.

INSTALLING THE BATTERIES:

Pull open battery door in the direction shown. Install 3 AAA batteries with the correct polarity and replace battery door.

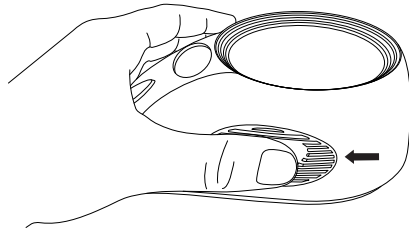


BATTERY WARNING:

Use only alkaline batteries. Mixing old and new, different brands or types within brands may cause batteries to leak, overheat or explode. Keep away from fire or excessive heat. Inspect batteries for corrosion or leakage. Insert in direction indicated. Rechargeable batteries not recommended.

USING THE MAGNIFIER:

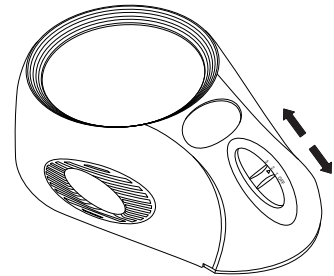
Place magnifier over viewing area, and easily move device with the specially placed finger grips on the sides of the loupe.



ADJUSTING BRIGHTNESS LEVELS:

To adjust brightness levels, slide the slider:

- Up to #3 for maximum brightness
- Up to #2 for medium brightness
- Up to #1 for light brightness
- Down to turn OFF



CARE:

Clean using microfiber lens cloth. Do not use any abrasives, chemical cleaners, or solvents.

WARNING:

Fire Hazard - Keep magnifier away from direct sunlight to prevent accidental fire.

Customer Service: If you experience any difficulties, please contact us and we will be happy to help you.



✉ info@carson.com



✉ uksupport@carson.com



✉ eusupport@carson.com

For warranty information, visit www.carson.com/warranty

www.carson.com

Carson Optical 2070 5th Avenue, Ronkonkoma, NY 11779 | Tel: 631-963-5000