

SOFTWARE SETUP

Model
B-150D-MRPL
B-150D-BRPL
B-190TB
B-290TB

Version: 2.1 2020



Table of Contents

1.	Software installation	3
1.1	B-190TB / B-290TB	3
1.2	B-150D series	3
2.	Using the camera	3
2.1	Run the Software	3
2.2	Using the Software	3
2.3	Setting camera parameters	4
3.	Micrometric Slide M-005	5

1. Software installation

1.1 B-190TB / B-290TB

No software installation is required.

Software is pre-installed before the shipment from the factory.

1.2 B-150D series

The camera is driven by the PROVIEW software.

PROVIEW can be downloaded from the site:

<http://www.optikamicroscopes.com/optikamicroscopes/optika-support/download-drivers-softwares/>

You will have to register to download the **Optikaproview.zip** file.

Once the file has been downloaded, you will have unzip it and run the **setup.exe** file.


At the end of the installation it is possible to start the Software.

- **NOTE: no driver installation is required for the cameras. The Software installation automatically installs all the needed drivers for the correct operation of the camera.**

2. Using the camera

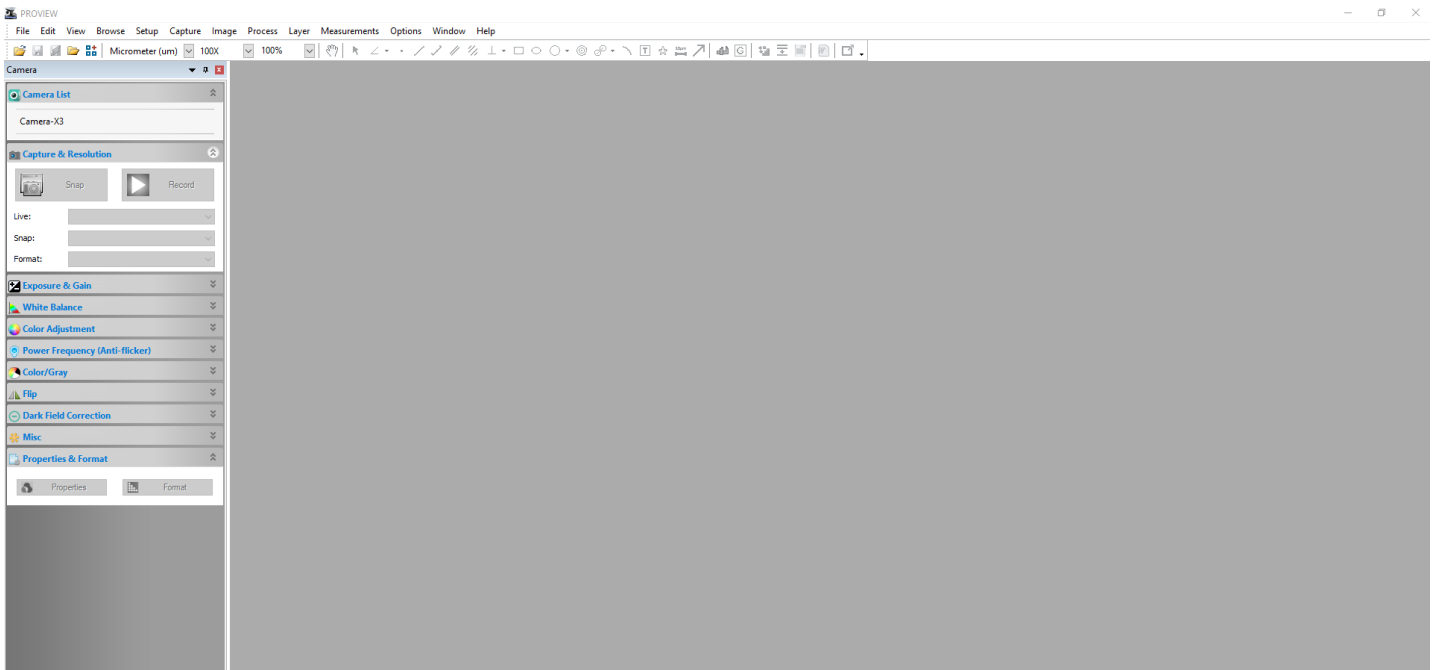
2.1 Run the Software

1. Double click on the PROVIEW icon on the desktop.

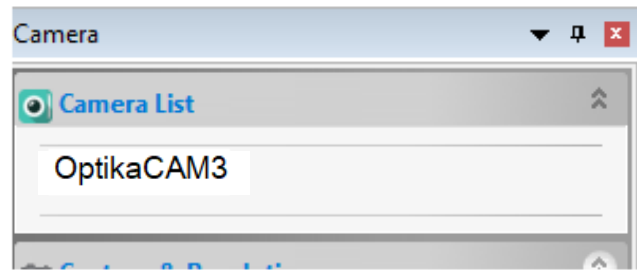


2.2 Using the Software

1. The Software main screen appears:



-
- In the **Camera List** section select the available camera **OptikaCAM3**.



- Live image starts.

2.3 Setting camera parameters

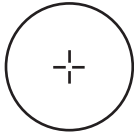
The Software user manual is available in PDF format within the Software itself and can be opened using the F1 function key.

You must have Acrobat Reader installed to view the manual.

The manual contains all the operating instructions for using the camera and for the various functions of the Software.

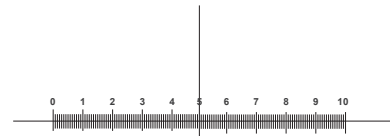
3. Micrometric Slide M-005

Micrometric slide, 26x76mm, with 2 scales
(1mm/100div. for biological microscopes / 10mm/100div. for stereomicroscopes)



1 DIV=0.01mm

For biological microscopes calibration



1 DIV=0.1mm

For stereo microscopes calibration

OPTIKA® S.r.l.

Via Rigla, 30 - 24010 Ponteranica (BG) - ITALY Tel.: +39 035.571.392
info@optikamicroscopes.com - www.optikamicroscopes.com

OPTIKA® Spain
spain@optikamicroscopes.com

OPTIKA® USA
usa@optikamicroscopes.com

OPTIKA® China
china@optikamicroscopes.com

OPTIKA® India
india@optikamicroscopes.com

OPTIKA® Central America
camerica@optikamicroscopes.com
