

# CARSON®

## UVSight Pro™

### UV LED Flashlight

# SL-44




Congratulations on selecting your new UVSight Pro! In order to achieve optimum performance, please follow instructions for proper use and care.

#### PRODUCT SPECIFICATION


Illumination:	9 UV LEDs
Batteries:	3 AAA (not included)
Weight:	0.15 lbs
Dimensions:	1.2" x 1.2" x 3.8"
Accessory:	Carabiner Clip

#### INSTALLING BATTERIES

1. Twist off top of Flashlight (in a counterclockwise motion).



2. Pull out battery holder to insert 3 new AAA batteries in correct polarity.  
3. Return battery holder to flashlight and replace top of flashlight (in a clockwise motion).

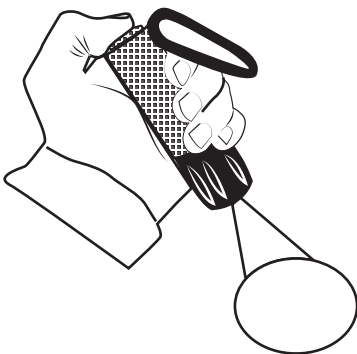


#### WARNING

Use only alkaline batteries. Mixing old and new, different brands or types within brands may cause batteries to leak, overheat or explode. Keep away from fire or excessive heat. Inspect batteries for corrosion or leakage. Insert in direction indicated. Rechargeable batteries not recommended.

#### USING FLASHLIGHT

Press rubber end once to turn UV light ON. Press again to turn OFF.



#### CHARGING FLASHLIGHT

To charge Glow-in-the-Dark Rubber Grip, place in direct light for 5-10 minutes.



#### Customer Service:

If you experience any difficulties please contact us and we will be happy to help you.



Email: [info@carson.com](mailto:info@carson.com)



Email: [uksupport@carson.com](mailto:uksupport@carson.com)



Email: [eusupport@carson.com](mailto:eusupport@carson.com)

For warranty information, visit [www.carson.com/warrant](http://www.carson.com/warrant)

**[www.carson.com](http://www.carson.com)**

Carson Optical 2070 5th Avenue,  
Ronkonkoma, NY 11779  
Tel: 631-963-5000